



SlimStile BA

Tripod Turnstile for Internal Installation

Tripod Turnstiles are compact and cost-effective entrance solutions designed for smooth and silent operation, less wear and tear and reduced power consumption, suitable for areas where there is a large flow of people.

The SlimStile BA, our stainless steel compact version, offers high operating reliability in a small casework for wall-mounted or pedestal installation, ideal for sites where space is an issue. On receiving a signal from the access control system, or push button, it allows the passage of one person at a time. The status is shown on the led-way mode indicators, in entry and exit side.

Passage in both directions is electronically controlled. Available in Normally Closed (N/C) configuration to lock the mechanism until a valid authorisation signal is received, or available in Normally Open (N/O) configuration to lock the mechanism in the event of attempted unauthorised entry. The N/O configuration allows also reduced power consumption and increases the life of the mechanism and passage through put speed. In case of emergency, the hub can freely rotate to allow an easier exit. You can also choose the drop arm option which automatically drops the horizontal arm to allow free passage.



SlimStile BA

Technical Specifications

Drive

Hand-operated

Materials

Casework:	304 grade grained stainless steel
Casework lid:	304 grade grained stainless steel
Tripod hub:	Cast aluminum with painted grey finish
Tripod arms:	38mm dia. 480mm 304 polished stainless steel

Mechanism

Electro-mechanical head mechanism:

- Positive locking action for one passage at a time
- Self-centering mechanism to ensure complete rotation into the home position
- Hydraulic damper to ensure smooth operation
- Anti-backup device to prevent reverse rotation once the mechanism has moved 60° from home

Power Failure / Fire Alarm

Either one or both directions can be fail-safe (standard), i.e. rotates freely, or fail-lock, i.e. locks in the home position.

Fire alarm – emergency input. Input facility available for free voltage contact to effect fail state.

Mechanism fail state will be the same as power failure choice.

Drop arm option: the horizontal arm drops to create a clear passage for evacuation.

Interface

LL2001Lite microprocessor control logic:

- One input for opening/locking in each direction
- Two protected outputs controlling opening/locking
- Four protected outputs piloting way mode indicators
- Two protected outputs counting passage in ether directions
- Two 0V output relays indicating availability of use or counting passage in either direction
- Two open collector NPN outputs to count passage or to indicate availability of use in either direction or activate the optional drop arm feature
- Serial Port – RS485

Power Supply / Power Rating

230 Vac 50Hz or 115 Vac 60Hz. Power Rating 50VA (stand by 5VA if Normally Open).

Operating Temperature / IP rating / MCBF

0 to +45°C (RH 95% not condensing) / IP 20 / 1.5M cycles (2.5M if Normally Open)

Flow Rates (approximate figures)

Insertion Type Reader: 20 passages per minute

Swipe Type Reader: 30 passages per minute

Proximity Reader "Hands Free": 40 passages per minute

Models or Versions

- Pedestal-mounted
- Wall-mounted

Options

- Card reader mounting
- Remote control MP2000
- Push button control
- Pictograms
- LCD counter
- Drop arm

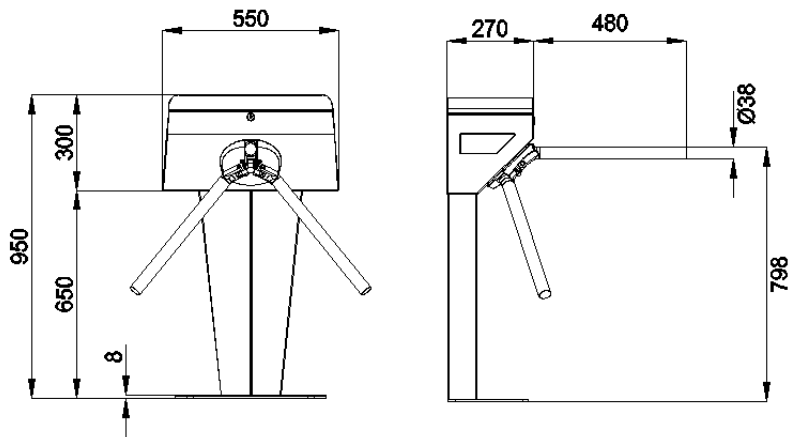
Application Areas

- Government
- Retail
- Finance
- Telecommunications
- IT
- Banking
- Publishing
- Leisure
- Petrochemical
- Education

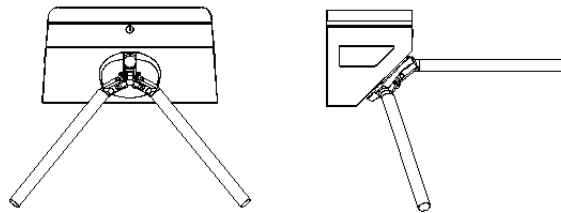
SlimStile BA

Site Preparation

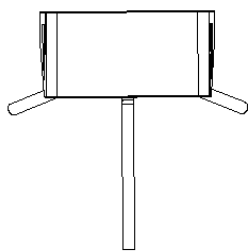
Product delivered fully assembled and may require lifting equipment. Approx. weight: 40 kg.
Wall-mounted version 26 kg. (please for installation details refer to the proper Installation Layout drawings)



Pedestal-mounted version



Wall-mounted version



Concrete Base to specification at least fck (cube) 300N/mm² of resistance. Base to be flat and level to +/- 5mm over footprint area. Dimensions to be > 700 x 500 x 150 deep min (pedestal version).

SlimStile BA

Important

- Any horizontal pipe or conduit running below the Tripod Turnstile must be at least 140mm below FFL.
- Metal conduit for cables should be raised at least 50mm from foundation
- It is the customer's responsibility to ensure the structural integrity and strength of the installation location.
- The dimensions given in this Product Data Sheet are for information only. In order to prepare the installation site, please refer to your usual Gunnebo Customer Service contact.